



RBdigital Magazines

Access digital magazines from the Library on your computer or mobile device!

SUPPORTED DEVICES

PC, Mac, tablets and smartphones including: iOS, Android, Kindle Fire

YOU WILL NEED

- Clifton Park-Halfmoon Public Library Card - number must start with 10006
- Computer or wireless enabled mobile device and connection to WiFi
- ID and password for your appstore

Overview

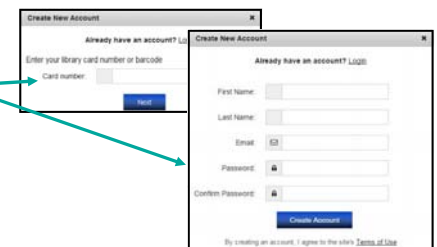
1. Create Account
2. Browse & Checkout
3. Read Online
4. Manage Magazine Collection
5. Read Offline on Mobile Device

Need more help?

- To view FAQ and user guide or submit a support request, click **Help** at bottom of page.
- To request one-on-one assistance, go to www.cphlibrary.org > click **Get Help** at bottom of page.

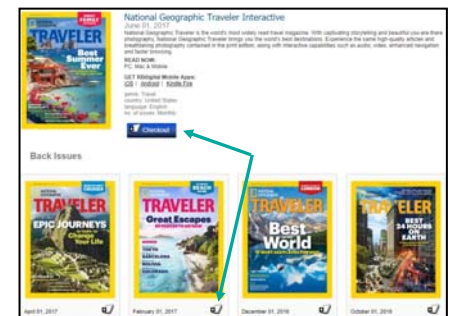
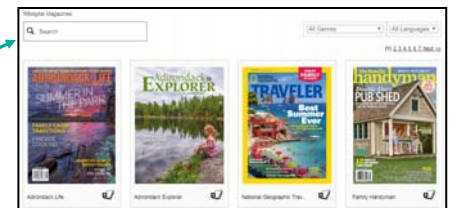
CREATE ACCOUNT

1. Open an internet browser > go to www.cphlibrary.org > click **RBdigital** under Digital Content. Bookmark this page to easily access it later.
2. Click **Create New Account** in top right corner and enter requested information.



BROWSE & CHECKOUT

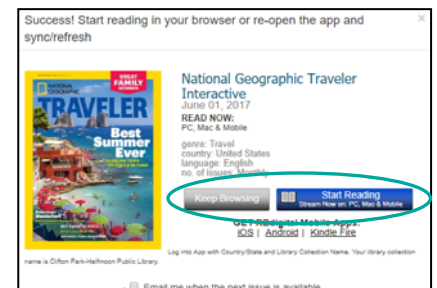
1. *To view available titles*, browse by page or search by title or genre.
2. *To view details and access back issues*, click on magazine cover.
3. *To checkout*, click **Checkout** or
 - Checkout current and/or back issues.
 - Enjoy unlimited checkouts and keep as long as you wish.



READ ONLINE

1. On the Success message:
 - *To be notified of new issues*, check box at bottom of message.
 - *To look for additional magazines*, click **Keep Browsing**.
 - *To read the magazine*, click **Start Reading**. This will open a new tab in your internet browser.

Note: This will use your data plan if you are on a mobile device with no WiFi connection. To download issues to your device and read without an internet connection, see 'Read Offline on Mobile Device' on page 2.



www.cphlibrary.org

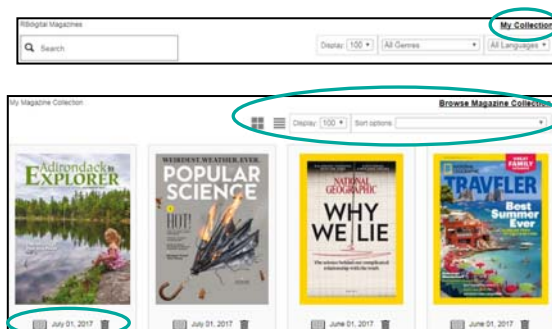
READ ONLINE, CONTINUED

- To navigate the magazine, use arrows on sides and icons on left.
- To check out additional magazines, click on **RBdigital Gateway** tab.



MANAGE MAGAZINE COLLECTION

- To access magazines checked out, click **My Collection**.
 - To read magazine, click on magazine cover.
 - To delete magazine, click on trash can.
 - To look for additional magazines, click **Browse Magazine Collection**.

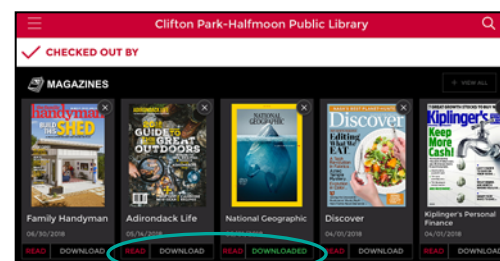


READ OFFLINE ON MOBILE DEVICE

To download issues to your device and read without an internet connection, install the RBdigital app.

- To install the app and login:
 - Tap on your device type on the bottom of page, magazine detail page, or Success message > follow the prompts to download and install the RBdigital app.
 - Select **USA** for country > enter the *same* email address and password created on the RBdigital website. (Note: New accounts must be created on the RBdigital website - see page 1.)
- To read the magazine, click **READ** below the magazine cover. This will download the magazine to your device.
- To navigate the magazine:
 - To zoom, pinch out.
 - To display larger text, tap middle of screen > **TEXT** > tap **A** to enlarge.
 - To return to checked out magazines, tap middle of screen > **X** or **←** in upper left corner.
- To manage magazine collection:
 - To look for additional magazines, tap **≡** > **MAGAZINES**.
 - To delete magazine, tap **≡** > **CHECKED OUT** > **X** next to magazine.

[Help](#) | [Terms of Use](#) | [Privacy Policy](#)
GET RBdigital Mobile App: [iOS](#) | [Android](#) | [Kindle Fire](#)



DOWNLOAD = magazine is not downloaded to your device

DOWNLOADED = magazine is downloaded to your device

It is recommended to delete magazines after reading them to free up space on your device.