

# Libby for Kindle Fire devices

Access ebooks, audiobooks, and digital magazines from the Library on your device!



## Overview

1. Access Libby
2. Login
3. Browse, Borrow, and Place Holds
4. Download & Read an EBook
5. Listen to an Audiobook or Read a Digital Magazine
6. Return/Remove
7. Manage Holds
8. Manage Notifications

## Need more help?

- To view device-specific videos and articles, go to [help.libbyapp.com](http://help.libbyapp.com).
- To request one-on-one assistance, go to [www.cphlibrary.org](http://www.cphlibrary.org) > click **Get Help** at bottom of page.



CLIFTON PARK  
HALFMOON  
PUBLIC LIBRARY

[www.cphlibrary.org](http://www.cphlibrary.org)

## YOU WILL NEED

- Active card registered at Clifton Park-Halfmoon Public Library & less than \$20 in fees
- Wireless enabled on your device and connection to WiFi
- Amazon account and password

### 1. ACCESS LIBBY


Using the Silk Browser on your Kindle Fire, go to

<https://libbyapp.com/library/salon>

### 2. LOGIN

Tap **Enter Library Account Details** > enter Library card number > Tap **Sign In**

### 3. BROWSE, BORROW, AND PLACE HOLDS

- a. *To browse*, scroll down. EBook, audiobook, and digital magazine covers will appear. Click on either to explore.
- b. To search for a particular title, tap  at the bottom of the screen, then tap **Search** at the top of the screen > type a title, author, genre, or keyword
- c. To check out a title, tap the book cover, then tap **Borrow**. If the title has a holds list tap **Place Hold** to be added to the holds list.
  - Lending period = 14 days
  - 10 items may be borrowed at once
  - Items automatically return at end of loan period
  - Magazine borrows do not count toward the 10 item borrow limit.

### 4. DOWNLOAD & READ AN EBOOK

- After Borrowing an *ebook*, select **Go To Shelf > Read With > Kindle**
- Sign in to your Amazon Account
- Select your Kindle device from the **Deliver To:** list & click **Get Library Book**




Apple–App Store



Android–Google Play



Get Library Book

Deliver To: Clifton's 10th gen Fire 

## 5. LISTEN TO AN AUDIOBOOK OR READ A DIGITAL MAGAZINE

- Audiobooks and digital magazines may only be streamed using wifi (i.e. they cannot be downloaded to your Kindle Fire)
- Tap **Open In Libby** to listen to an audiobook or read a digital magazine in the Silk browser while connected to wifi.

## 6. RETURN/REMOVE

Items checked out automatically expire after the 14-day loan period. There are no late fees.

- To return item early, login to Libby & go to your **Shelf** 
- Tap **Manage Loan > Return Early**



## 7. MANAGE HOLDS

To manage holds, go to your **Shelf**, then tap **Holds** [ 1 holds ] > **Manage Hold**

## 8. MANAGE NOTIFICATIONS

To set notifications, tap the icon with three horizontal lines at the bottom of the screen, and select **Manage Notifications**. Set up notifications based on your preferences.



*NOTE: In the Libby app OR on the Libby webpage Use  and  at the bottom of the screen to navigate between books that you have borrowed or put on hold and browsing for new titles.*

## HELP & SUPPORT

- Tap the Libby icon at the bottom of the screen.
- Tap **Get Some Help**
- Explore **Help Site** topics of interest.