



cloudLibrary for Android, iOS, Kindle Fire

Access ebooks and audiobooks from the Library on your device!

YOU WILL NEED

- Active card, **tax district resident** of Clifton Park-Halfmoon Public Library & less than \$20 in fees
- Wireless enabled on your device and connection to a wireless network
- App store ID and password

Note: Screens and icons on may look slightly different than shown here.

1. INSTALL APP & LOGIN

a. *To install the cloudLibrary app:*

- *iOS/Android* - Go to the app store on your device > type cloudlibrary in search box > tap **cloudLibrary** > follow prompts to download and install the app. iOS users may need your Apple ID and password.
- *Kindle Fire* -
 - Tap **Settings** > **Security & Privacy** > make sure that **Apps from Unknown Sources** is enabled.
 - Go to Appstore > type **Android System WebView** in search box > Tap **Download**.
 - Go back to the Home screen and open Silk Browser > go to **yourcloudlibrary.com** > scroll down and tap **Fire** > follow directions to download corresponding app for your tablet generation.
 - Tap **OK**



Apple-App Store



Android-Google Play



- b. After the app is installed, tap **Open** or tap on the cloudLibrary app on the home screen.
- c. Select a language > tap the screen > **United States** > **New York** > **Clifton Park-Halfmoon Public Library**.
- d. Enter your library card number and PIN (usually the last four digits of phone) > tap **Login**.

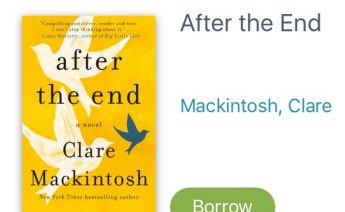
2. BORROW, READ, RETURN

a. Locate a title:

- *To browse*, tap **Search** > **Featured** or **All**.
- *To set favorites*, tap **Favorites** > **Set Your Reading Preferences** > **Let's Go!** > select age group(s) and fiction/nonfiction preferences > **Next** > select your favorite genres > **Save**
- *To search*, tap **Search** Enter Search Keyword(s) at the top of the screen > enter text in search field.
- Tap **See All** to view titles in a list and see title availability.



audiobook



Need more help?

To request one-on-one assistance, go to www.cphlibrary.org > click **Get Help** at bottom of page.



CLIFTON PARK
HALFMOON
PUBLIC LIBRARY

www.cphlibrary.org

2. BORROW, READ, RETURN, CONTINUED

b. *To check out a title*, tap **cover** > **Borrow** > **Read** or **Listen**. The book will begin to download (either a red line at the bottom of the icon will indicate the book's download progress **OR** a circle with an arrow will appear, once the arrow changes to a check mark, the title is downloaded); title will automatically open once downloaded. Audiobooks are large files and will take several minutes to download.


- Lending period = 14 days
- 10 items may be borrowed at once
- Once titles are downloaded to your device they can be read/listened to without an internet connection.
- Items *automatically* expire at the end of the loan period. There are no late fees.

c. *To return items early*, tap **My Books** > **Return**.

3. PLACE HOLD


a. *To place a hold on a title*, tap **cover** > **Hold**.

b. To receive email notifications when holds are available:

- Tap  > **Notifications** > **Email Notifications** > Type your email address > **Send Verification Email**.
- To confirm your subscription, open your email > open the message from cloudLibrary > click the link.
- To view/cancel holds, tap **My Books** > **Holds**. Tap **Remove Hold** to cancel a hold.



Borrow




Southern Lady Code

Ellis, Helen

Read

Return

Hold



Furious Hours

Cep, Casey

Available in 28 days

Remove Hold