

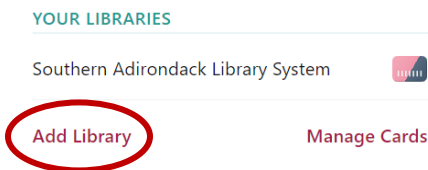
## Libby Shared!

SALS (Southern Adirondack Library System), MVLS (Mohawk Valley Library System), UHLS (Upper Hudson Library System, and MHLS (Mid-Hudson Library System) are sharing their resources. Follow these instructions to access titles from more libraries!

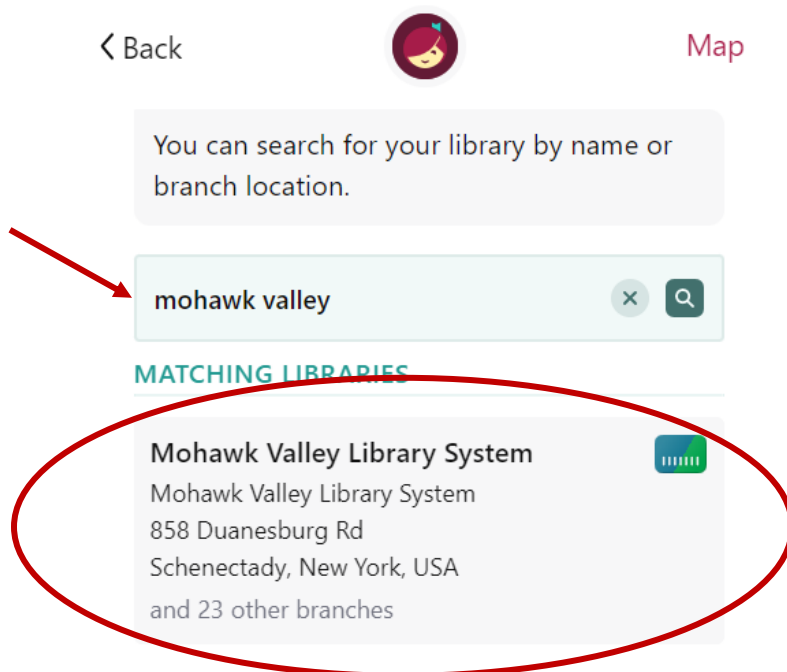
1. Login to Libby / open the Libby app as you normally do.

2. Tap the  symbol.

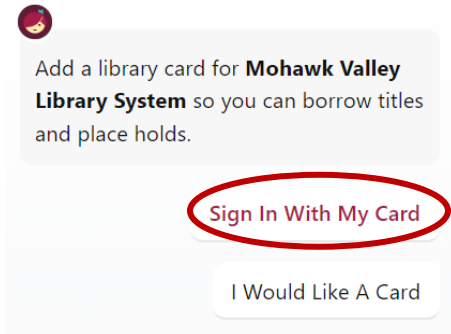
3. Tap Add Library.



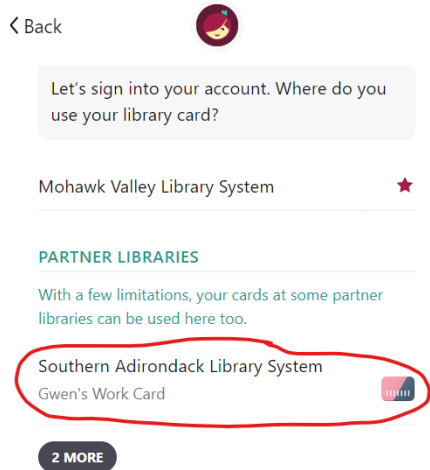
4. Type Mohawk Valley in the Search bar and tap the link for Mohawk Valley Library System. **OR Upper Hudson OR Mid-Hudson to access those library systems.**



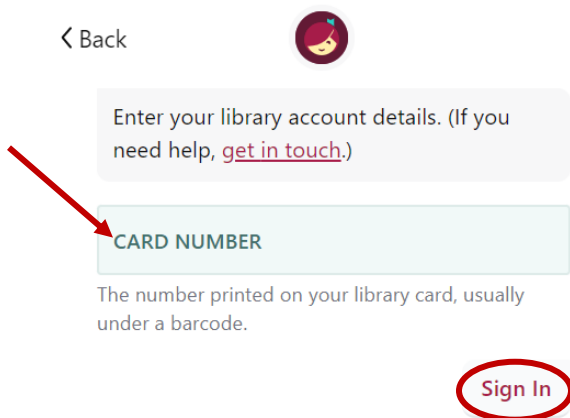
5. Tap Sign In With My Card



6. Tap on your Southern Adirondack Library System card that is already logged in



7. Type in your library card number and tap Sign In



8. Tap Rename Card if you'd like to personalize it or just tap Next

< Back



Okay, you're signed in! Here is your library card.



Rename Card

Next

9. Start looking for books!